



Table des matières

- 1. Présentation de MB+2
- 2. Découpage de la page d'accueil2
- 3. Menu Pays et organisations (Countries & organisations)3
 - 3.1. Aspect économique (Economics) – exemple : Europe4
 - 3.2. Aspect équipement (Equipment) – Exemple : Europe7
 - 3.3. Aspect Forces militaires (Forces) – Exemple : Europe7
 - 3.4. Aspect Marchés (Procurements) – Exemple : Europe8
 - 3.5. Déploiement des troupes (Deployments) – Exemple : Europe8
 - 3.6. Exercices et manœuvres (Exercices) – Exemple Europe8
 - 3.7. Analyses et graphiques (Analysis & Graphics) - Exemple : Europe9
- 4. D'autres dimensions d'analyses sont proposées.....10
- 5. Onglet Analysis and Graphics10
- 6. Data Tools12
- 7. Rappels14

1. PRESENTATION DE MB+

La base de données Military Balance+ a été développée par l'Institut international d'études stratégiques (IISS). Elle compile depuis 2008 des données chiffrées, des graphiques et des rapports d'analyses sur les forces armées, leurs d'équipements, l'économie de la défense de 174 pays.

Pour la collecte des données sources, les gouvernements des pays répertoriés ont été sollicités et ont fourni dans de nombreux cas les éléments demandés. L'Institut international d'études stratégiques revendique sa totale indépendance politique et gouvernementale. Les analyses produites le sont en toute impartialité.

L'ISS publie également la revue Adelphi Papers, consultable en ligne à la BEM (<https://www-tandfonline-com.cdem.idm.oclc.org/loi/tadl19>)

2. DECOUPAGE DE LA PAGE D'ACCUEIL

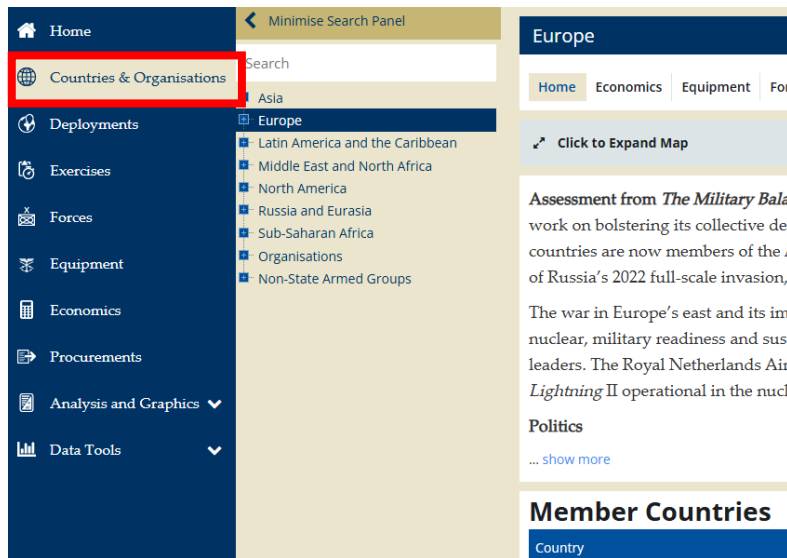
The screenshot shows the Military Balance+ website homepage. A red box highlights the 'Données globales agrégées' (Aggregated Global Data) section, which contains five cards with the following data:

Category	Value
Procurement Contracts	ENTRIES LISTED: 3,065
Global Defence Spending (USD millions)	TOTAL: 2,428,857
Active Military Personnel	TOTAL: 20,677,620
Infantry Fighting Vehicles	TOTAL: 45,540
Principal Surface Combatants	TOTAL: 697

Below this, another red box highlights the 'Nouveautés de l'application' (Application News) section, featuring a news article titled 'UK-France defence: a statement of entente for wider European security?' dated 24 July 2022. The article text is partially visible, mentioning the Lancaster House 2.0 and Northwood declarations. A third red box highlights the 'Aide en ligne' (Help) section in the top right corner, which includes a 'How To Use MB+' guide and a 'SUBSCRIBE TO NEWSLETTER' button.

3. MENU PAYS ET ORGANISATIONS (COUNTRIES & ORGANISATIONS)

L'accès primaire se fait par région, pays, organisations internationales et groupes armés non étatiques.

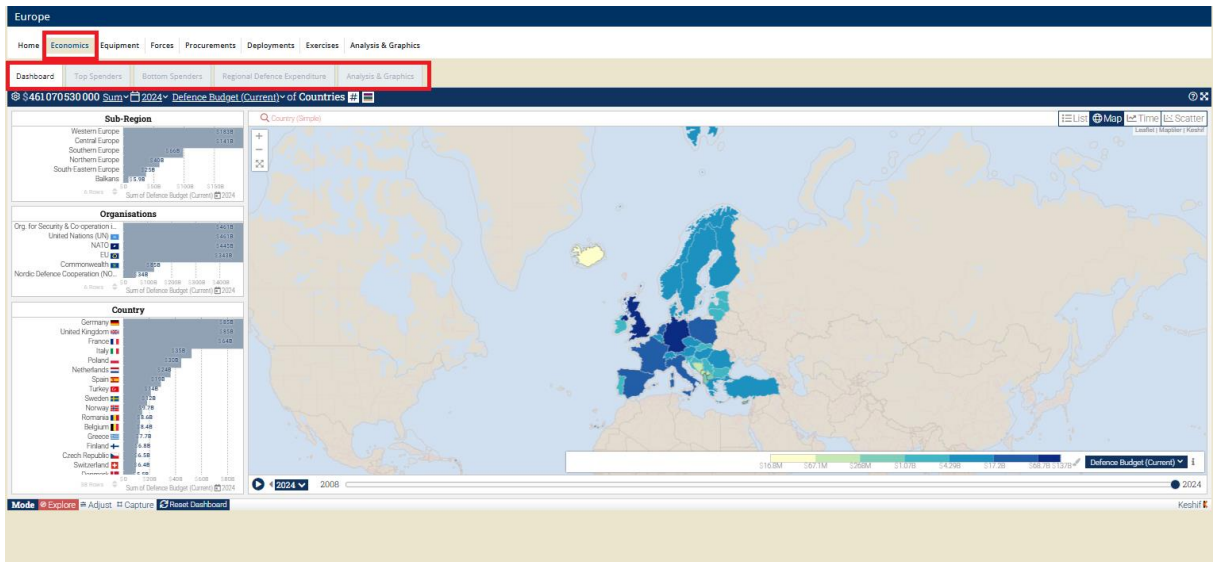


Chaque espace géographique est analysé sous divers aspects : économie, équipement, forces, ventes de matériel, exercices et manœuvres avec des notes de synthèses et des graphiques.

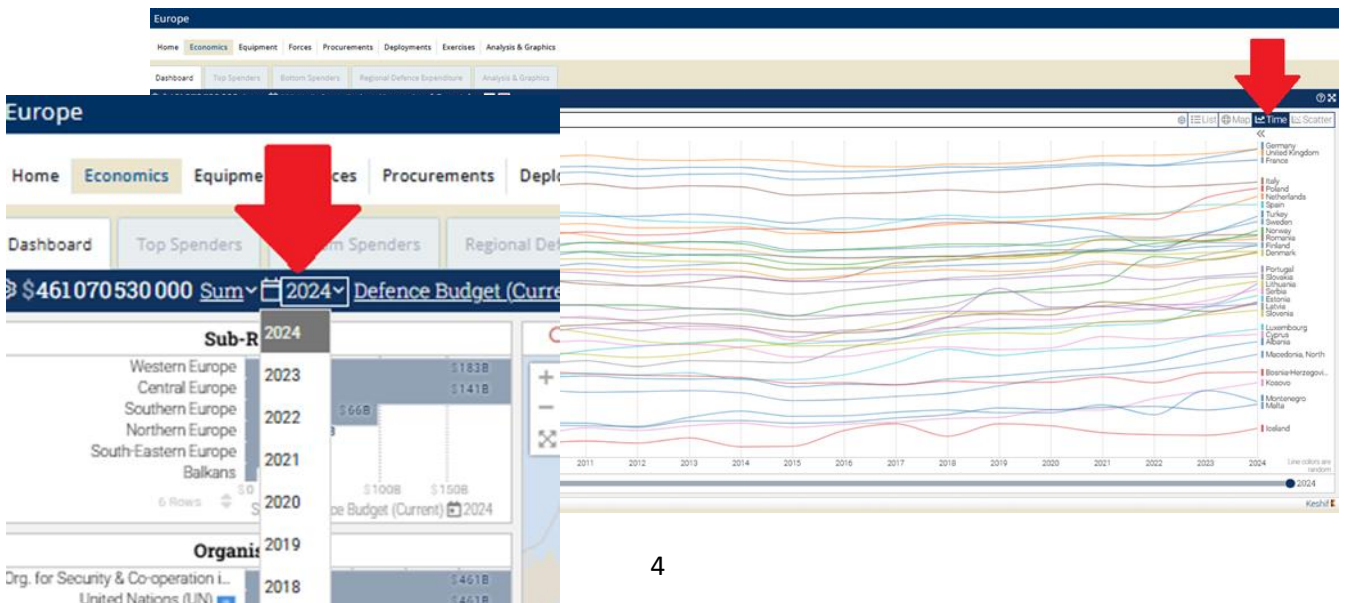
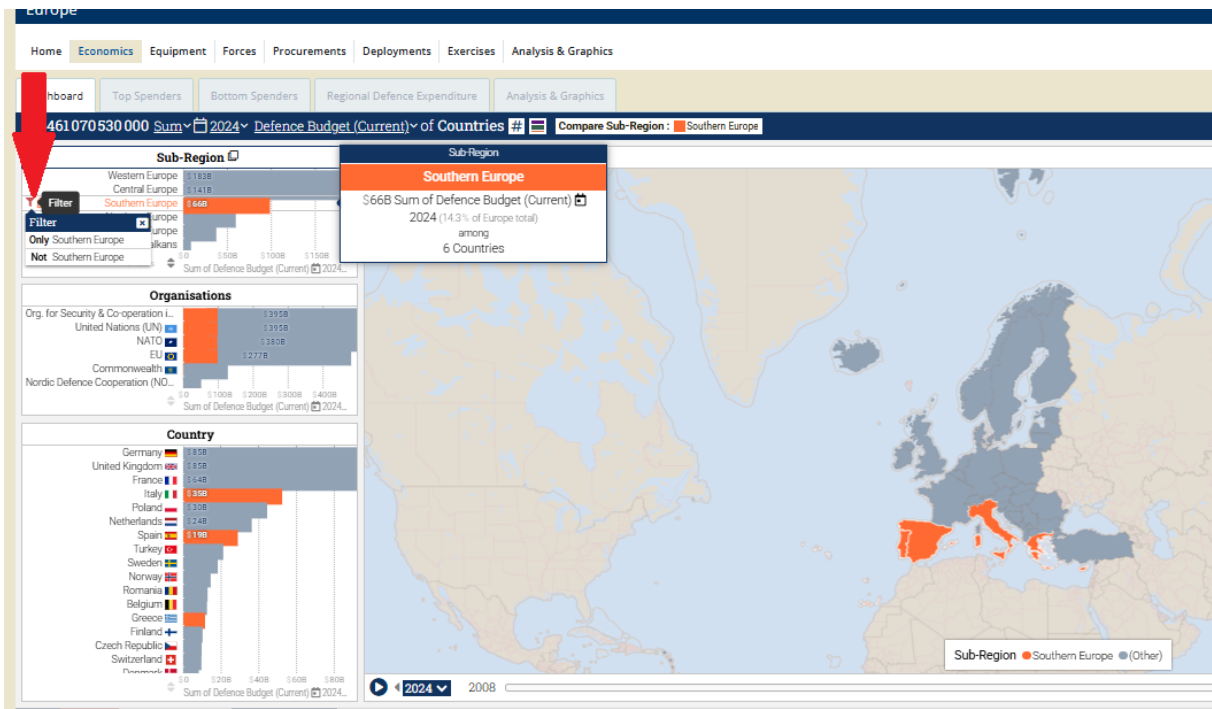
Un onglet permet également d'afficher la carte de la région ou du pays.



3.1. Aspect économique (Economics) - exemple : Europe



Les visualisations sur ce dashboard peuvent être affinées et modifiées via de nombreux filtres



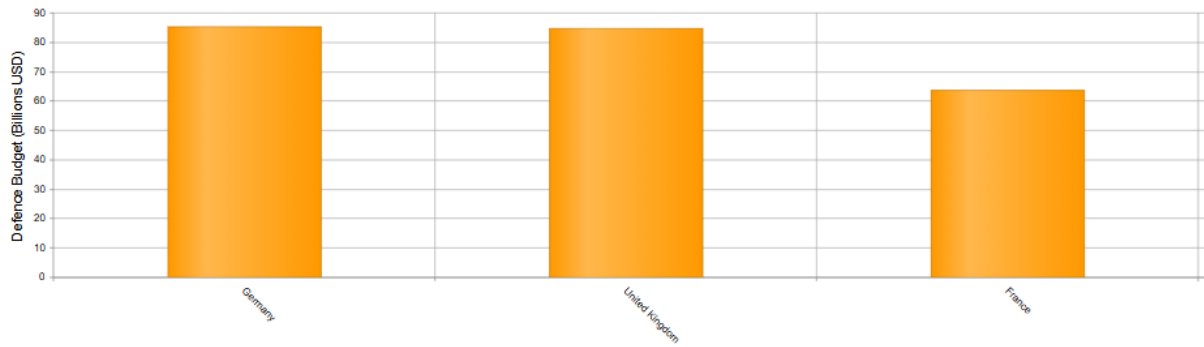
Pour certains aspects d'analyse, plusieurs visualisations sont proposées par défaut par Military Balance +.

Home **Economics** Equipment Forces Procurements Deployments Exercises Analysis & Graphics

Dashboard **Top Spenders** Bottom Spenders Regional Defence Expenditure Analysis & Graphics

Year: 2024

Country	GDP Local	GDP USD	GDP Per Capita	Growth	Inflation
Germany	4.31trn	4.66trn	54,990	-0.23%	2.48%
United Kingdom	2.85trn	3.64trn	52,648	1.10%	2.53%
France	2.92trn	3.16trn	46,204	1.06%	2.31%
Italy	2.19trn	2.37trn	40,224	0.72%	1.08%
Poland	3.62trn	909bn	24,810	2.85%	3.72%



Europe

Home **Economics** Equipment Forces Procurements Deployments Exercises Analysis & Graphics

Dashboard Top Spenders **Bottom Spenders** Regional Defence Expenditure Analysis & Graphics

Year: 2024

Country	GDP Local	GDP USD	GDP Per Capita	Growth	Inflation
Iceland	4.62trn	33.5bn	87,205	0.51%	5.85%
Malta	22.5bn	24.3bn	43,992	5.96%	2.44%
Montenegro	7.41bn	8.02bn	12,664	3.04%	3.33%
Kosovo	10.3bn	11.2bn	7,026	4.40%	1.62%
Bosnia-Herzegovina	52.0bn	28.8bn	8,334	2.50%	1.69%

Defence Budget (Millions USD)

Country	Defence Budget (Millions USD)
Iceland	~50
Malta	~90
Montenegro	~100

Europe

Home **Economics** Equipment Forces Procurements Deployments Exercises Analysis & Graphics

Dashboard Top Spenders Bottom Spenders **Regional Defence Expenditure** Analysis & Graphics

% of GDP

Year	% of GDP
2023	1.59
2024	~1.78



NATO agrees on investment pledge

27/06/2025

In their Hague Summit Declaration, NATO heads of state and government confirmed their commitment. However, support was not universal, and reaching the target will require sustained political focus and c

323 KB



SDR 2025: spending and procurement implications

17/06/2025

The ambitions set out in the Strategic Defence Review will hinge on adequate investment and long-term remain about the path to 3% of GDP and beyond.

311 KB



Analysis: Russia a catalyst for EU defence?

13/03/2025

The EU's efforts to bolster the defence capabilities of its members gained significant momentum after R

649 KB



Analysis: European defence funding: fiscal manoeuvres

11/03/2025

As the United States works to wind down its support of Ukraine and calls on Europe to take primary re countries to bolster security efforts, they also raise economic and political challenges.

297 KB



Analysis: Global defence spending soars to new high

12/02/2025

In response to rising threat perceptions, global defence spending rose to USD2.46 trillion in 2024. Count GDP among NATO members remains unfeasible for most countries.

308 KB



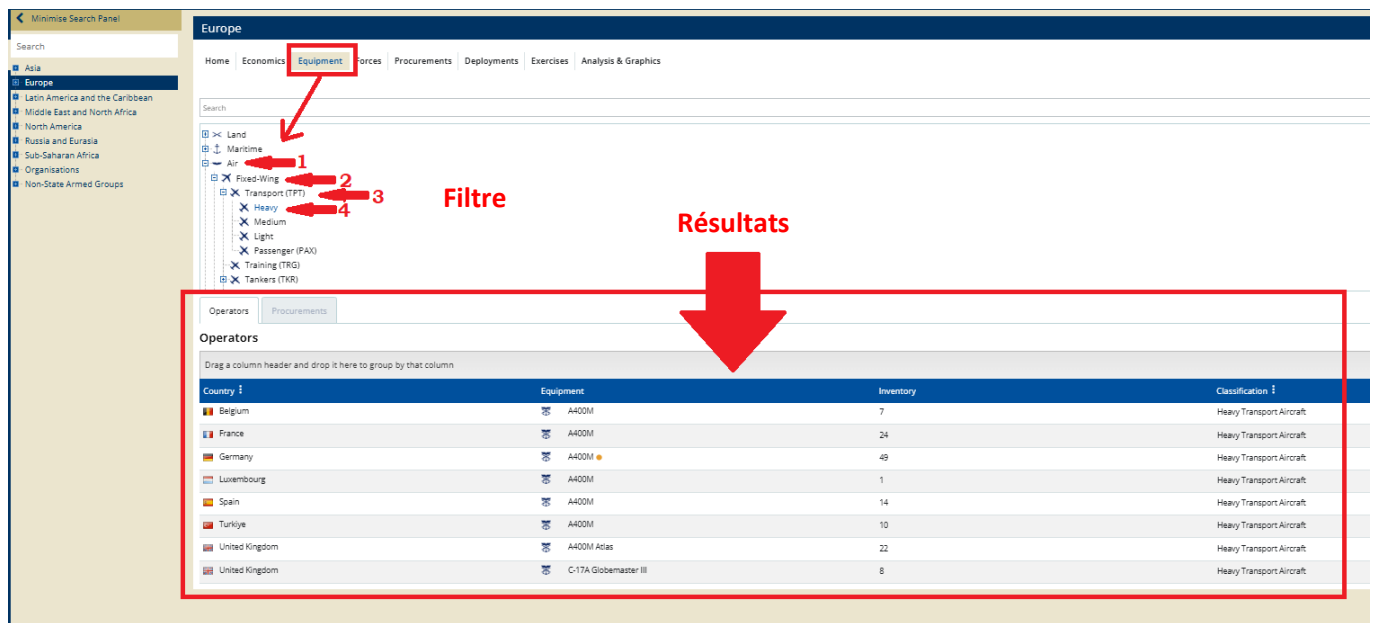
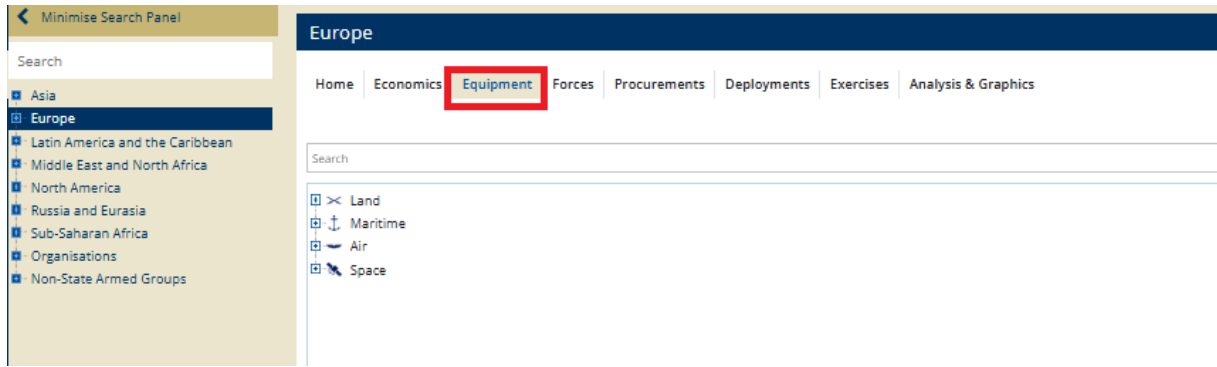
Europe: arms procurement and defence-industrial trends, 2024

12/02/2025

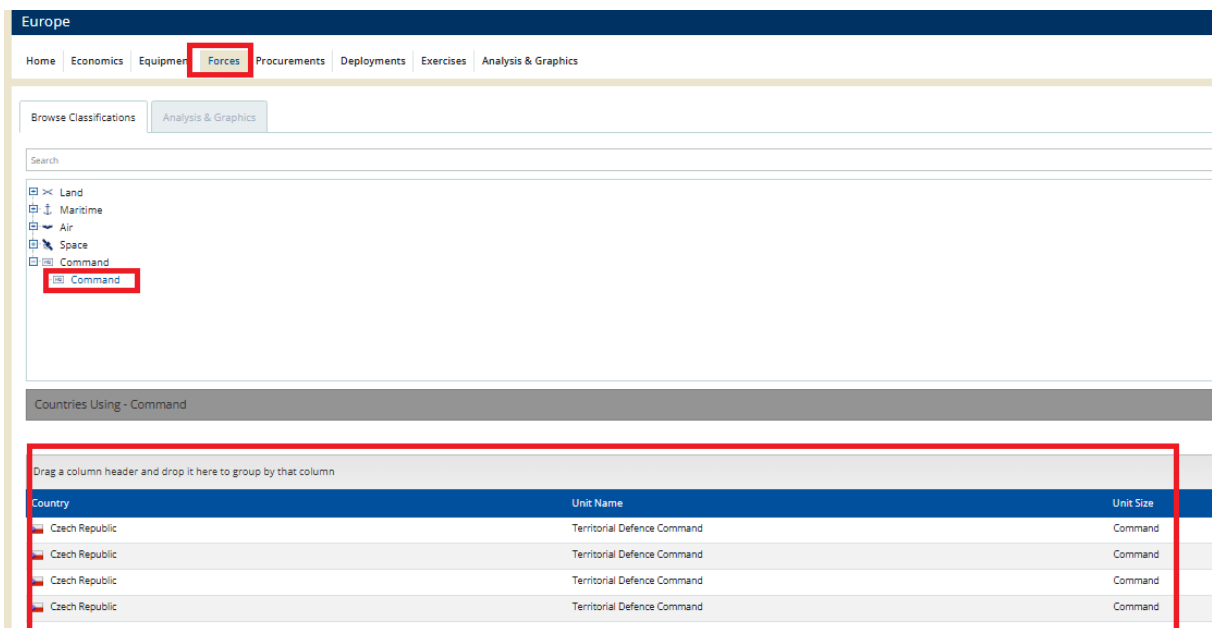
Europe: arms procurement and defence-industrial trends, 2024.

3.2. Aspect équipement (Equipment) - Exemple : Europe

En utilisant les filtres hiérarchisés, il est, par exemple, possible d'afficher le nombre d'A400 par pays européen.



3.3. Aspect Forces militaires (Forces) - Exemple : Europe



3.4. Aspect Marchés (Procurements) - Exemple : Europe

Europe

Home Economics Equipment Forces **Procurements** Deployments Exercises Analysis & Graphics

Acquisition Exports Defence Industry

Domestic Acquisition Imports

Not Yet Signed Signed Deliveries In Progress Completed Cancelled All

Export to Excel

Drag a column header and drop it here to group by that column

Designation	Qty	Value USD	Classification	Recipient(s)	Order Type	Domain	Prime Contractor(s)	Order Date	Source Nation(s)
Langtrekkelige Luftvern/Områdeluftvern (Long-range Air Defence/Area Air Defence)	n.k	494.88m	Long-Range Surface-to-Air Missile System	Norway	Equipment Delivery	Land	To be decided		
Orka	n.k	n.k	Attack Submarine	Poland	Equipment Delivery	Maritime	To be decided		
Drop	n.k	n.k	Medium Transport Aircraft		Equipment Delivery	Air	To be decided		
M1296 Stryker Dragoon	150	1.37bn	Infantry Fighting Vehicle (Wheeled)	Bulgaria	Equipment Delivery	Land	To be decided		
M1126 Stryker ICV			Armoured Personnel Carrier						
M1130 Stryker CV			Armoured Engineering Vehicle						
M1133 Stryker MEV			Nuclear, Biological and Chemical Warfare Defence Vehicle						
M1132 Stryker ESV									
M1135 Stryker NBCRV									
RCH 155	n.k	n.k	155mm Self-Propelled Artillery	United Kingdom	Equipment Delivery	Land	Rheinmetall BAE Systems Land (RSL)		Germany United Kingdom
Hydra (GER MEKO 200)	4	n.k	Frigate with Surface-to-Surface Missiles, a Hangar and Surface-to-Air Missiles	Greece	Upgrade and Modernisation	Maritime	ThyssenKrupp Marine Systems (TKMS) Thales Nederland		Germany Netherlands
Fremtidig Maritim Minemotttakingskapabilitet (Future Naval Mine Countermeasures system (NMCM))	n.k	256.98m	Coastal Mine Countermeasures Vessel	Norway	Equipment Delivery	Maritime	To be decided		
Fridtjof Nansen	4	571.07m	Frigate with Surface-to-Surface Missiles, a Hangar and Surface-to-	Norway	Upgrade and Modernisation	Maritime	To be decided		

Liens vers d'autres analyses

3.5. Déploiement des troupes (Deployments) - Exemple : Europe

Europe

Home Economics Equipment Forces Procurements **Deployments** Exercises Analysis & Graphics

Summary Deploying To Foreign Forces

Deployments	Foreign Forces
Total No. deployments: 348	Total No. deployments: 167
Total Personnel Deployed: 96,624	Total Personnel Deployed: 149,590
Total Observers Deployed: 0	Total Observers Deployed:

3.6. Exercices et manœuvres (Exercices) - Exemple Europe

Europe

Home Economics Equipment Forces Procurements Deployments **Exercises** Analysis & Graphics

Export to Excel

Drag a column header and drop it here to group by that column

Name	Start	End	Duration	Aims	Organisations	Countries	Locations
RED FLAG 14-2	3-Mar-2014	14-Mar-2014	12 days	Air Combat Exercise	North Atlantic Treaty Organisation	Belgium, Denmark, Japan, Saudi Arabia, United States	United States
LOCKED SHIELDS 2014	21-May-2014	22-May-2014	2 days	Cyber Defence Exercise	North Atlantic Treaty Organisation	Austria, Czech Republic, Estonia, Finland, France, Germany, Hungary, Italy, Latvia, Lithuania, Netherlands, Poland, Slovakia, Spain, Turkey	Estonia
DYNAMIC BONUS 2019-2	11-Nov-2019	16-Nov-2019	6 days	Command and Control, Maritime Exercise, Maritime Security	North Atlantic Treaty Organisation	None	United Kingdom
RAVSTEIN GUARD 2020-1	12-Jan-2020	16-Jan-2020	5 days	Air Defence Exercise, Electronic Warfare Exercise, Joint Exercise	North Atlantic Treaty Organisation	None	Norway
DYNAMIC MONGOOSE 2019	22-Jun-2019	11-Jul-2019	20 days	Anti-submarine Warfare Exercise, Combined Anti-Submarine Warfare Exercise / Coordinated Anti-Submarine Exercise	North Atlantic Treaty Organisation	Canada, Denmark, France, Germany, Norway, Portugal, Turkey, United Kingdom, United States	Norway
TOBRUQ LEGACY 2019	3-Jun-2019	19-Jun-2019	17 days	Ballistic Missile Defence Exercise, Interoperability Exercise, Surface Warfare Exercise	North Atlantic Treaty Organisation	Bulgaria, Czech Republic, Denmark, Estonia, Germany, Hungary, Latvia, Lithuania, Netherlands, Norway, Poland, Romania, Slovakia, Slovenia, United Kingdom, United States	Poland
SABER GUARDIAN	3-Jun-2019	24-Jun-2019	22 days	Air Combat Exercise, Combat Readiness Exercise, Field Training Exercise, Joint Exercise	North Atlantic Treaty Organisation	Bulgaria, Denmark, Germany, Hungary, Romania, United States	Bulgaria, Hungary, Romania
BALTOPS 2019	3-Jun-2019	22-Jun-2019	20 days	Air Defence Exercise, Anti-submarine Warfare Exercise, Anti-surface Warfare Exercise, Interoperability Exercise, Maritime Exercise	North Atlantic Treaty Organisation	Denmark, Estonia, Finland, France, Germany, Latvia, Lithuania, Netherlands, Poland, Sweden, United States	Baltic Sea, Poland

3.7. Analyses et graphiques (Analysis & Graphics) - Exemple : Europe

Europe

Home | Economics | Equipment | Forces | Procurements | Deployments | Exercises | **Analysis & Graphics**

THE MILITARY BALANCE
 UK-France defence: a statement of entente for wider European security?
 24/07/2025
 The United Kingdom and France have revamped and strengthened their nuclear and conventional defence cooperation through the Lancaster House 2.0 and Northwood declarations. To achieve the full potential of the agreements, both sides will have to align their plans and investments in capabilities, as well as work with other allies.
 329 KB

THE MILITARY BALANCE
 Europe and Canada step up naval logistics
 17/07/2025
 Replenishment-at-sea capabilities are essential to NATO's ability to sustain maritime operations. The US has long been a major provider of this capability to the Alliance, but recent investments by European allies and Canada are providing their navies with greater operational autonomy and expeditionary reach.
 445 KB

Europe defence spending, 2024 - top 5
 12/02/2025
 Europe defence spending, 2024 - top 5.
 437 KB

Europe: active military personnel - top 10, 2024
 12/02/2025
 Europe: active military personnel - top 10, 2024.
 775 KB



UK-France defence: a statement of entente fo

By Nick Childs, Senior Fellow for Naval Forces and Maritime Security

24 July 2025

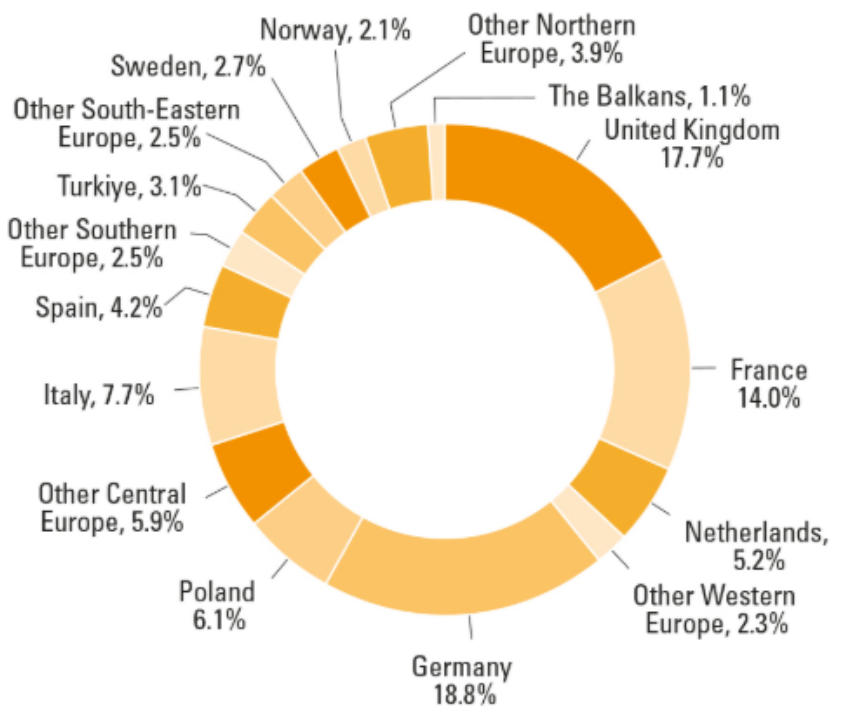
The United Kingdom and France have revamped and strengthened cooperation through the Lancaster House 2.0 and Northwood agreements, both sides will have to align their plans and invest with other allies.



The United Kingdom and France unveiled a modernised and strengthened security cooperation, against the backdrop of French President Emmanuel Macron's visit to Lancaster House 2.0, it builds on the original 2010 Lancaster House agreement. The two countries' defence and security services working together was accompanied by the Northwood Declaration, which set out

The two governments share what they view as 'a unique responsibility' for European and international defence and security, being Europe's only nuclear powers and 'leading militaries'. Their relationship represents a potentially vital component as Europe adjusts to an era of greater instability and a new set of defence demands and requirements. However, both face challenges in aligning and investing in their policies and capabilities. They also recognise they must do so in concert with other key and increasingly significant allies, not least

Figure 10 Europe: defence spending by country and sub-region, 2024



Depuis l'onglet Countries & Organisations, il est possible de se restreindre des pays particuliers

Microlog Search Panel

France (FRA)

Home | Economics | Equipment | Forces | Nuclear Forces | Cyber | Procurements | Deployments | Exercises | Analysis & Graphics

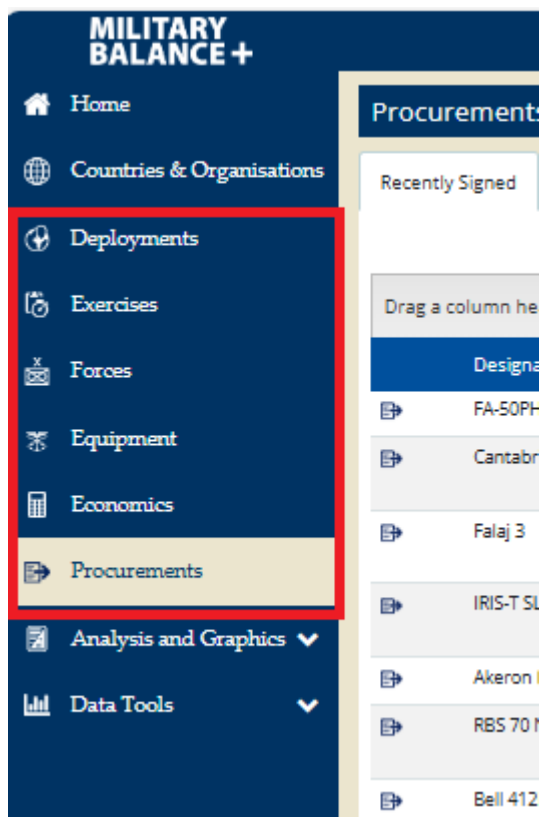
Click to Show Map

France published a National Strategic Review in November 2022, which highlighted the deteriorating security environment, the need to strengthen resilience and the importance of NATO and European strategic autonomy. France plays a leading military role in the EU, NATO and the UN, and maintains globally deployed forces. It is also modernising its nuclear forces and expanding capabilities in non-traditional domains. In 2023, Paris issued a new Military Programming Law (LPM) that reflects greater doctrinal emphasis on high-intensity warfare. It increases investment in combat-support capabilities, maintenance, combat training and readiness. France aims to be able to deploy a complete division within a NATO framework by 2027, and aims to increase the operational reserve to 105,000 by 2035 with higher combat readiness. The country faces challenges in scaling Combat Service Support needed for high-intensity warfare. Drawing lessons from Ukraine, France accelerated the deployment of small UAVs for all its units. It has established UAV training centres for its brigades and 3D printing capabilities at regimental level. There is demonstrated capacity to support expeditionary forces, although... [show more](#)

Demographics
 Population: 68,374,591

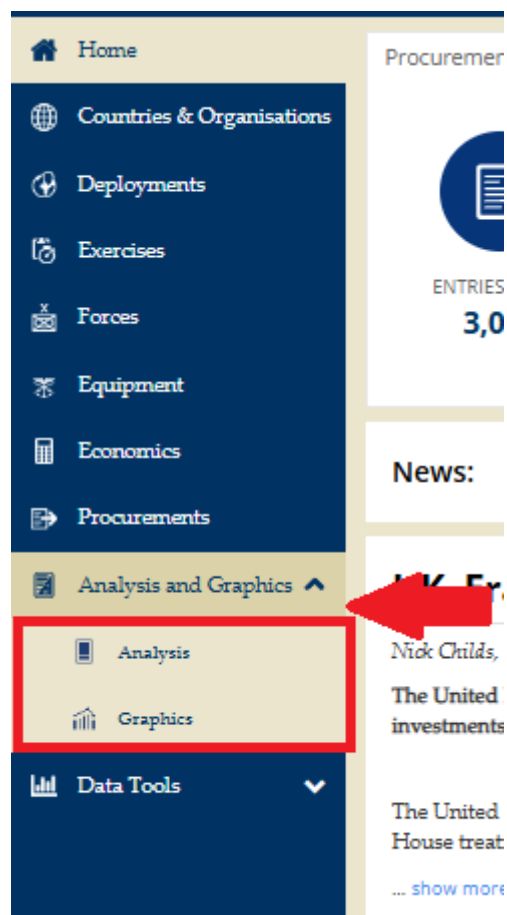
Age	0-14	15-19	20-24	25-29	30-34	35 plus
2024	Male	9.2%	2.1%	2.1%	2.9%	21.4%
	Female	8.5%	3.0%	2.9%	2.8%	21.4%

4. D'AUTRES DIMENSIONS D'ANALYSES SONT PROPOSEES



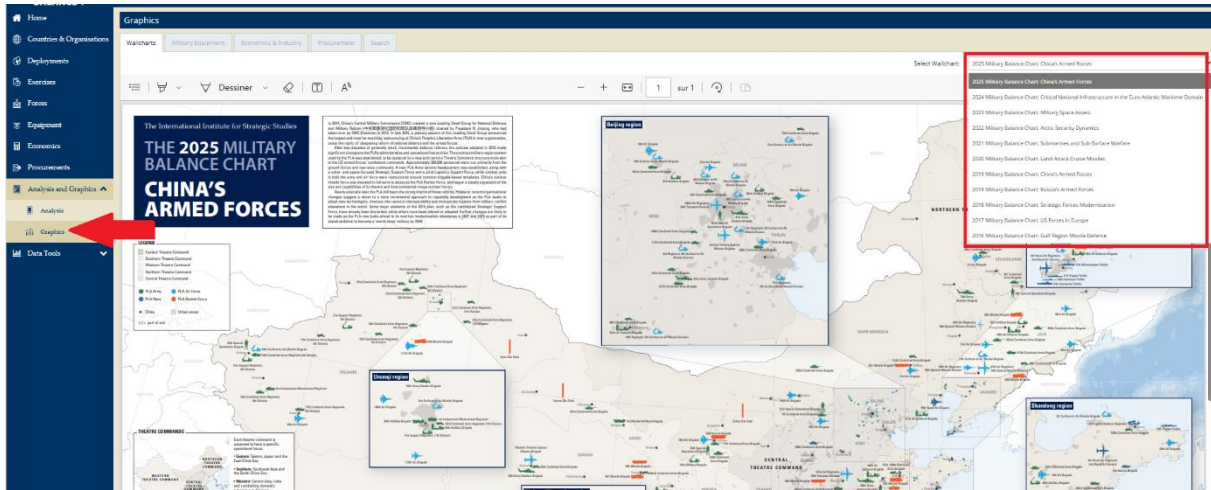
Elles reprennent la même architecture que l'onglet Countries & Organisations

5. ONGLET ANALYSIS AND GRAPHICS

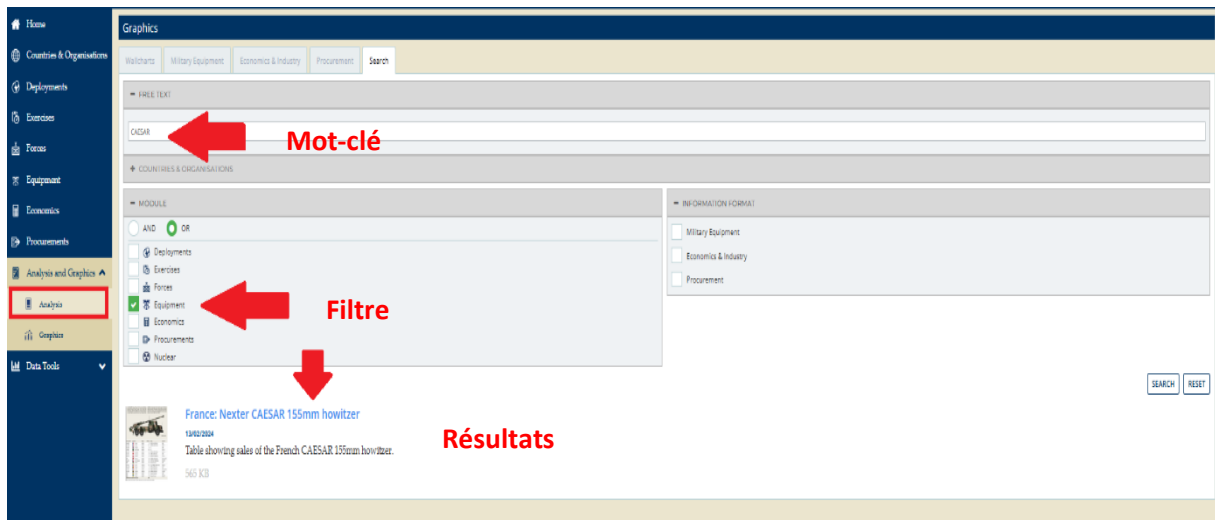


Dans Analysis, on retrouve l'ensemble des synthèses de l'ISS

Le sous-menu Graphics permet de trouver, notamment les cartes disponibles sur l'édition papier de Military Balance



L'onglet Analysis intègre également un moteur de recherche avec des filtres.



6. DATA TOOLS

Si vous souhaitez explorer autrement les jeux de données de l'ISS, cet outil permet de générer des graphiques et des tableaux à votre convenance

BALANCE+ Interface:

- MY GROUPS**
- COUNTRIES**
- YEARS**
 - All Years
 - 2025
 - 2024
 - 2023
 - 2022
 - 2021
 - 2020
 - 2019
 - 2018
 - 2017
 - 2016
 - 2015
 - 2014
- PERSONNEL TYPE**
 - Active Military
 - Active Gendarmerie and Paramilitary
 - Reserve Military
 - Reserve Gendarmerie and Paramilitary

	Active Military		Reserve Military	
	2024	2025	2024	2025
France	202,200	200,250	38,500	38,500
Total	202,200	200,250	38,500	38,500

Active Military

Reserve Military

MILITARY BALANCE+ Interface:

- Equipment Data** | Search Capabilities
- MY GROUPS**
- OPERATORS**
- CLASSIFICATIONS**
 - Land
 - Maritime
 - Air
 - Fixed-Wing
 - Tiltrotor
 - Rotary-Wing
 - Uninhabited Aerial Vehicle (UAV)
 - One-Way Attack Uninhabited Aerial Vehicle (OWAA)
 - Air Equipment
 - Space
- EQUIPMENT**
- YEARS**

	Uninhabited Aerial Vehicle (UAV)
	2025
Uca	745
Europe	491
Total	1,236

Uninhabited Aerial Vehicle (UAV)

Exemple de production de graphique :

Je souhaite comparer le pourcentage des dépenses militaires de la Corée du Sud et de la France, rapportées à leur PIB entre 2023 et 2024.

- 1- Dans Data Tools, j'ouvre l'onglet Economics
- 2- Dans Countries, je sélectionne la France et la Corée
- 3- Dans Years, je coche les 2 années qui sont utiles
- 4- Dans Economics Measures, je coche Defense Budget %GDP (Gross domestic product)

The screenshot shows the 'Data Tools' interface with the following settings:

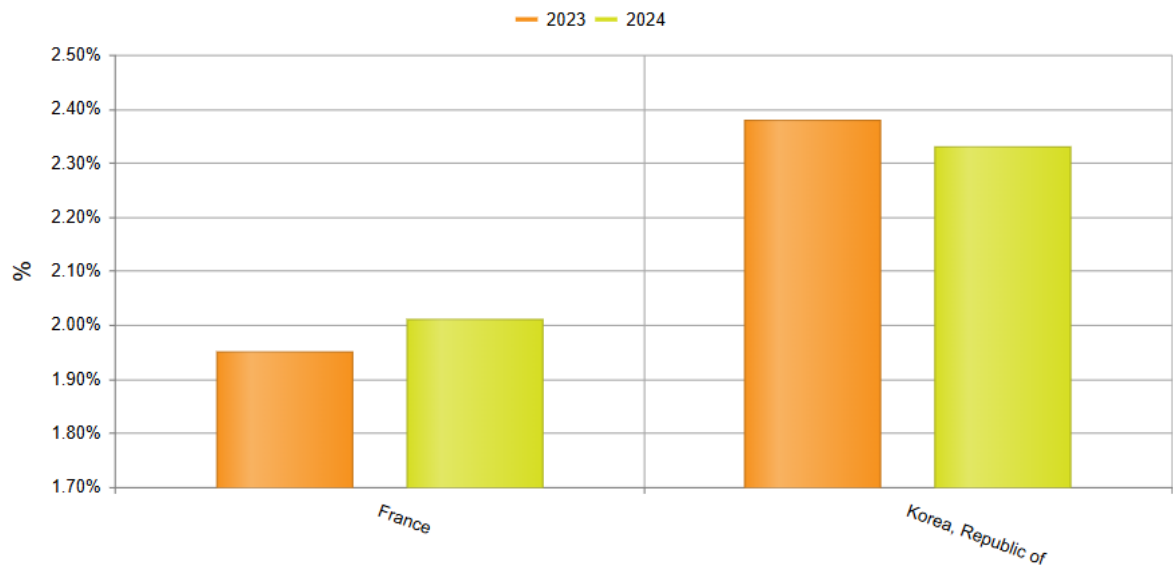
- COUNTRIES:** 'Asia' and 'Europe' are selected.
- YEARS:** '2024' and '2023' are selected.
- ECONOMIC MEASURES:** 'Defense Budget %GDP' is selected.

A red arrow points to the 'CALCULATE' button.

5- Je clique ensuite sur le bouton Calculate, pour visualiser le tableau et le graphique voulus

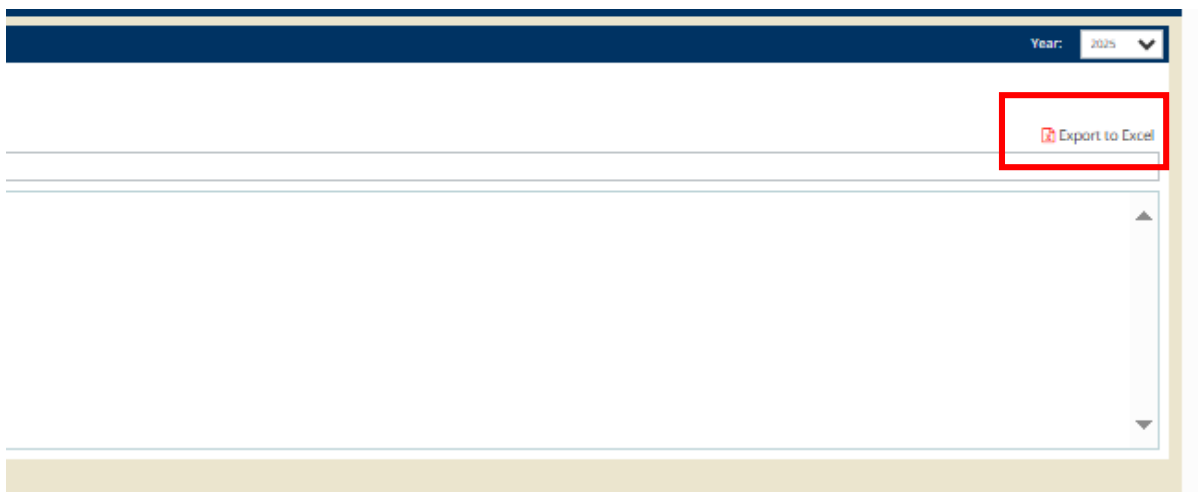
	Def Budget as % of GDP	
	2023	2024
France	1.95	2.01
Korea, Republic of	2.38	2.33
Total	2.11	2.13

Defence Budget as % GDP



7. RAPPELS

- Attention : les fonctions d'export de Military Balance + sont désactivées.



- Il existe une aide en ligne en anglais en haut à droite de l'écran

